

USE AND MAINTENANCE MANUAL

GEA COUCH SET-CLOSE SERIES



GEA COUCH MODELS

Description	Code
GEA	116010

FISIOTECH SRL

Operating headquarters: Via Toniolo, 44/E-F - 31028 Vazzola (TV) - ITALY

Registered office: Via Valdoni, 19 - 31013 Cimavilla di Codognè (TV) - ITALY

Tel. +39 0438470342 - Fax +39 0438478762 - mail: info@fisiotech.com - pec: fisiotech@emailsec.it

VAT number IT 03765100262 - Rea TV 296956

Table of contents

INTRODUCTION	p. 3
SAFETY – WARNINGS – WARRANTY	p. 4
PACKAGING AND UNPACKING	p. 5
PRODUCT LABEL AND SYMBOLS	p. 6
TECHNICAL SPECIFICATIONS – ASSEMBLY	p. 7
WARNINGS – MAINTENANCE	p. 8
CLEANING	p. 9
SPARE PARTS, OPTIONAL ACCESSORIES	p. 10
INSPECTION DATA SHEET	p. 11

INTRODUCTION

The purpose of this manual is to provide users and operators with the necessary information to use the couch properly, autonomously, and safely.

This manual contains information on the technical features, operation, maintenance, spare parts and security of the couch.

This manual must always be carried with the equipment and stored with care so that the readability is not compromised.

In case of transfer of use to a third party, this manual must be transferred as well, along with the other documents, as provided by Council Directive 93/42/EEC.

Intended use

The GEA couch is a metal frame, fixed height couch used by rehabilitation and physiotherapy professionals.

Manufacturer's details

FISIOTECH SRL

Operating headquarters: Via Toniolo, 44/E-F

31028 VAZZOLA (TV) - Italy

Tel. +39 0438 470342

Fax +39 0438 478762

info@fisiotech.com

Area of use

The medical devices described in this manual comply with the Directive 93/42/EEC as modified by Annex VII to Directive 2007/47/EC. Area of use: outpatient care carried out under medical supervision in hospital or in another medical centre where the medical electrical equipment are used for the treatment, diagnosis and monitoring of sick patients, people who have sustained injuries and people with disabilities.

Storing

In case of storing, the following environmental conditions must be ensured: relative humidity 10% ÷ 90 % - temperature -10°C ÷ +50°C – Clean place.



WARNING! Thoroughly read the manual before use.

FISIOTECH SRL refuses any responsibility and is not liable in case any damage to people and/or goods caused by the improper use of the couch, by negligent or not-qualified staff or by non compliance with these instructions occurs.

SAFETY



WARNING! Do not use the couch:

- Beyond its declared maximum safe working load.
- On unstable floors or near inclined floors, steps, etc.
- If it has been tampered with or modified.
- In a potentially explosive atmosphere where a fire hazard or corrosion may occur, or exposed to the weather.
- With an inappropriate configuration or if you suspect it may harm the patient.



WARNING!

- Do not touch the moving areas of components and/or controls, which are specifically labelled.

WARNINGS

- Expanded rubber and plastic components of the device may catch fire if exposed to open flames.
- Therapy lamps may damage the upholstery.
- Corrosive and/or abrasive cleaning agents may damage the upholstery.
- We recommend using a couch paper sheet between the patient and the antibacterial and fungicide leatherette and to replace it at the end of the treatment/examination.

WARRANTY

The GEA couch warranty covers only the manufacturing defects for 24 months starting from the date of delivery. The warranty does not cover: consumables and items of normal wear – such as upholstery –, breakdowns caused by any impact and/or fall, wrong or improper use, use by non qualified personnel. The warranty is void if the device has been tampered with. Warranty repairs are carried out at our operational headquarters and prior authorization. The products to be repaired under warranty must be shipped to the manufacturer freight prepaid and with the original packaging. A copy of the invoice and of the transport document has to be sent along with a written request in order for the products to be repaired.

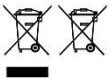
PACKAGING

The packaging consists of a cardboard box, with a lid and a bottom. The box is closed with iron staples and placed on a pallet especially designed for this kind of box. The box is secured to the pallet with plastic straps.



WARNING! The couch is heavy (about 50 kg) and, above all, bulky. Dimensions of the packaging: length 195 cm – width 72 – height 45 cm. The couch has to be handled extremely carefully. The unloading must be carried out with the appropriate equipment (e.g. forklift) or by at least 3/4 people.

UNPACKING



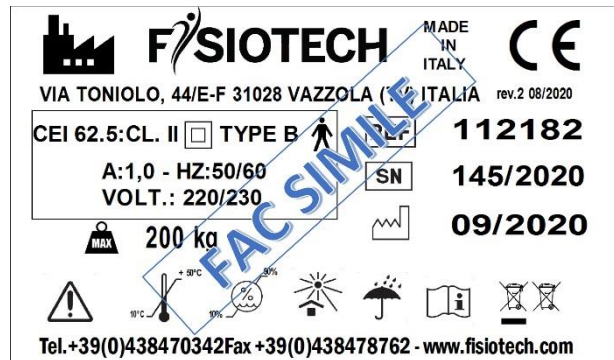
This symbol on a product means that it should not be thrown with regular waste, but disposed of following the laws on recycling/disposal in force in your country/region.












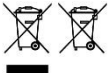
After placing the pallet containing the couch on a suitable surface cut the plastic straps securing the pallet to the couch and closing the box.



WARNING! Be careful not to cut your hands while handling cutters, scissors or other cutting items. The use of rounded edge scissors is advised to avoid harming your hands and the upholstery of the couch. Save packaging for a possible return to the manufacturer. Dispose of plastic straps, cardboard, and bubble wrap as recycling material.

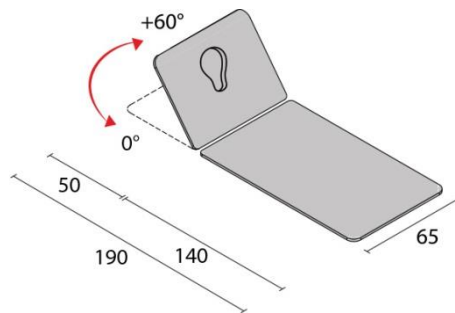
PRODUCT LABEL – SYMBOLS



	Manufacturer
	Product Code
	Serial Number
	Date of manufacture
	Max working load
	Warning
	Temperature limit
	Humidity limitation
	Keep away from sunlight and heat sources
	Keep away from rain
	Read the instructions
	This symbol on a product means that it should not be thrown with regular waste, but disposed of following the laws on recycling/disposal in force in your country/region.

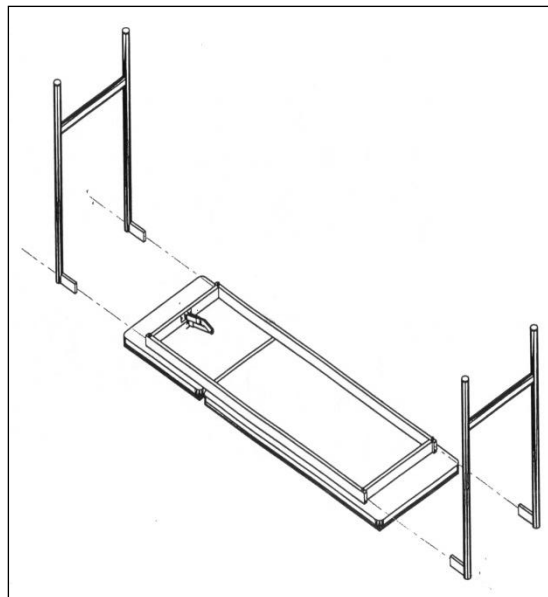
TECHNICAL SPECIFICATIONS

- Fixed height 78 cm.
- Dimensions 190 X 65 X 50 cm.
- Headrest angle +60° with “rastofix”.
- Breathing hole and bung.
- Maximum working load kg 150, evenly distributed.
- Struttura del lettino in acciaio verniciato.
- Powder-coated steel frame.
- 4 cm-thick polyurethane foam fireproof padding. Density: 30 kg/m³.
- Fireproof leatherette upholstery.



ASSEMBLY

- Push the legs of the couch all the way through inside the frame of the couch.
- Tighten the screws with a wrench to block the legs.



WARNING



The professional should never leave the patient unattended to prevent falls. The manufacturer is not liable for any damage to people and/or goods caused by negligent and/or not-qualified personnel.

HEADREST ADJUSTMENT

The headrest can be adjusted with a “rastofix” rack. Raise the headrest until you reach the desired inclination. To lower the headrest, lift the headrest until you reach the max inclination, then lower it.

MAINTENANCE

Maintenance must be carried out by a specialist, an electrician or someone who is familiar with the content of this manual.

Check the safety conditions of the device after any incident such as falls, violent impacts, spilling of liquids, etc. and any time you deem it necessary.



WARNING!

- In case of safety hazard, the device must be unplugged and is not to be used until safety is restored.

MAINTENANCE	WHAT TO DO
Mechanical parts	Check the tightening of screws and bolts, the play of bearing and pins, the absence of structural damages and warpage every 3 months or after heavy usage.

CLEANING

The use of disinfectants is advised in order to disinfect hands and other parts of the body that came into contact with the patient or other surfaces.

Cleaning the upholstery:

Clean with a damp soft cloth with a neutral detergent solution, rinse with clean water.



WARNING!

- Do not use solvents, bleaches, synthetic detergents or polishing sprays.
- Avoid direct sunlight on the upholstery in order to avoid early ageing.
- Excessive rubbing may cause the early ageing of the device. Thoroughly verify that this operation is carried out correctly.
- Light colours should not come into contact with fabrics and clothes which have been treated with unbound dye or not properly dyed in order to avoid colour spots and stains which may not be removed.

Sanitation

Spray the surface with a 0.5% peroxide-based solution and rinse thoroughly. FREQUENCY: Daily up to 6/8 per day



WARNING! Using detergents with additives and/or alcohol tends to increase the wear and tear process and the ageing of the surface.

Cleaning of the structure:

Gently dust with a dry or at most a lightly damp non-abrasive cloth.



WARNING!

1. Aggressive products may damage the frame and the upholstery.
2. Check whether all the components are completely dry before using the device after cleaning.

SPARE PARTS

CODE	DESCRIPTION
MIM1160501	Complete padding for GEA couch

OPTIONAL ACCESSORIES AND COLOURS

CODE	DESCRIPTION
126010	Paper roll holder
120040	Terry towel couch cover for 65cm-wide couches
120060	60cm-wide, 65mt-long double-ply paper roll
OUR COLOURS	
Metal frame	Textured RAL 9001 cream
Upholstery	Beige, yellow, orange, burgundy, green, blue, grey, and black

INSPECTION RECORD SHEET

DEVICE MODEL / CODE:		INSTALLATION DATE	SERIAL No.
Inspection Date	Maintenance	Name of the inspector	Signature